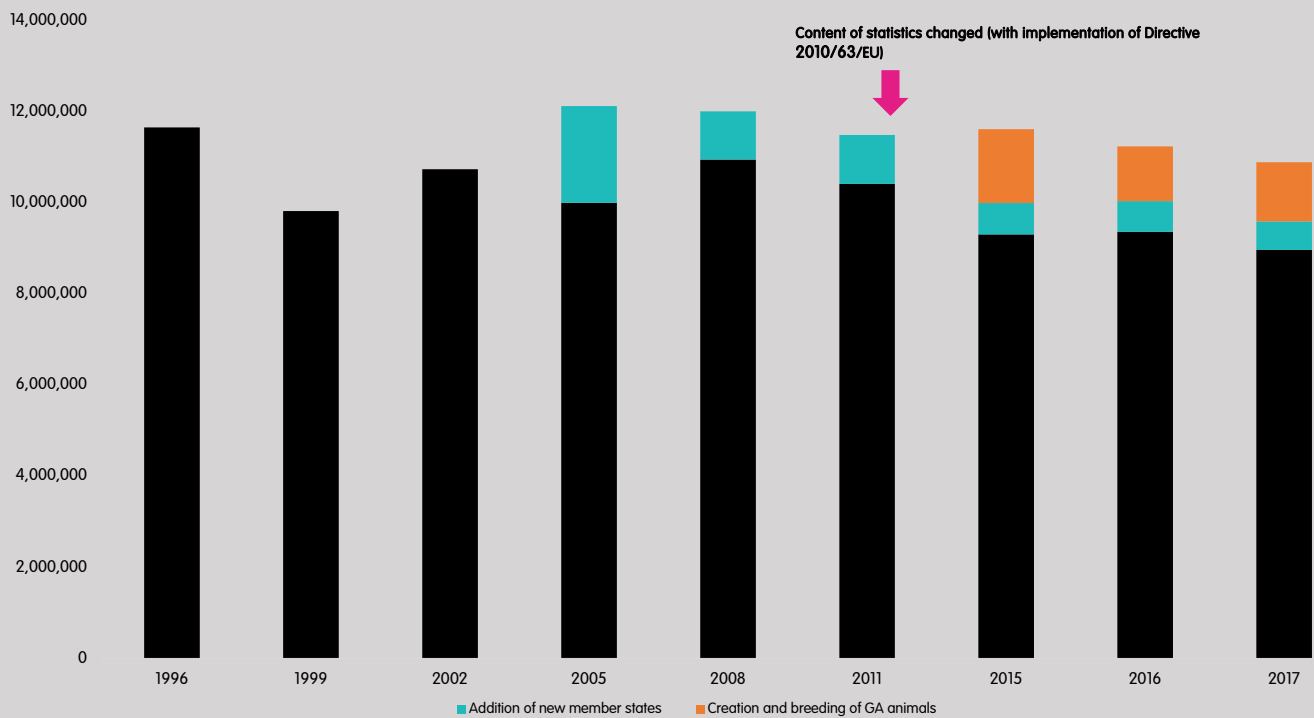




# Number of animal tests in the EU

## Use of animals for scientific purposes across EU member states, 1996-2017



February 2020 saw the release of the first report under revised Directive 2010/63/EU on the protection of animals used for scientific purposes, [covering the years 2015-2017](#) for all 28 Member States of the EU.

The figures are not directly comparable with previous reports because ‘uses’ rather than animals are now counted as well as genetically altered (GA) animals with a harmful genetic mutation that are used to create/maintain colonies of such animals not used in further experiments (shown in orange).

Nonetheless, it is clear that the numbers of animals used for scientific purposes across the EU has remained relatively unchanged in the last 20 years, since reporting started.

Data from the original 15 Member States (shown in black) continues to represent the vast majority of actual animal experiments, which have dropped by only 1% on average every year (overall 23% drop in last 20 years).

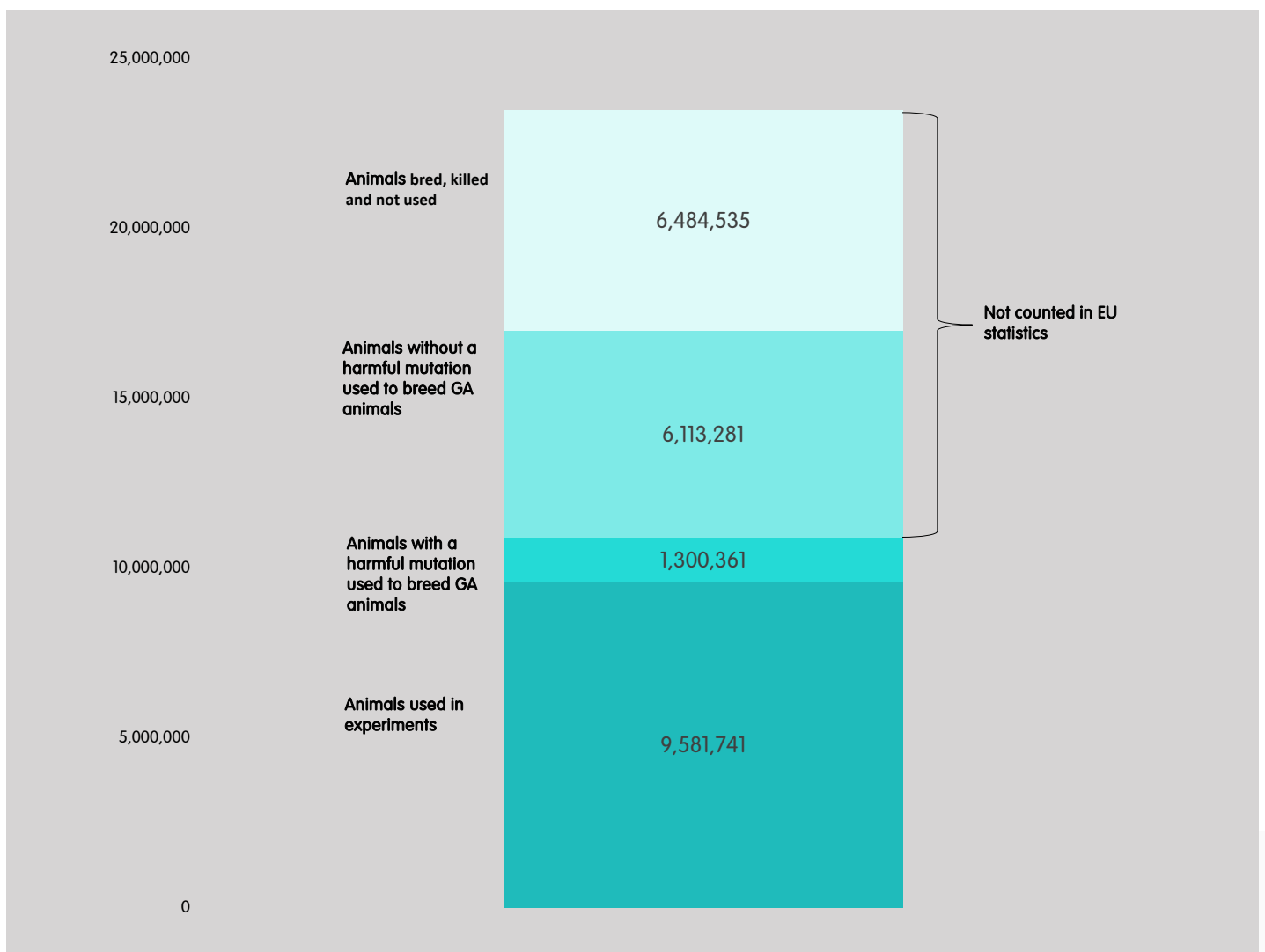
## Total uses of animals for scientific purposes in 2017

There were **9.6 million (9,581,741) actual experiments on animals**. A further 1.3 million (1,300,361) were animals with harmful genetic mutation used to create/maintain other GA animals. This is a total of **10.9 million uses** according to the Directive.

According to the European Commission's report on the implementation of the Directive, an additional 12.6 million (12,597,816) animals were bred and killed, but not used

in procedures. Half of these were used to breed GA animals.

Therefore in 2017, **a total of 23.5 million (23,479,918) animals** were used for scientific purposes across the EU. Out of the 10.9 million uses, **40%** were considered by the researchers to have caused **moderate (3.3 million) or severe (1.1 million) suffering** to the animals involved.



## Uses of animals for scientific purposes across the 28 EU member states

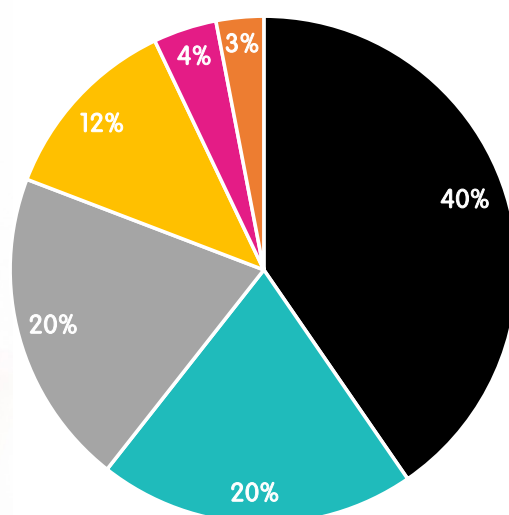
The United Kingdom is the top user of animals with **2.6 million uses** in 2017, followed by Germany (2.1 million) and France (1.9 million). These three nations are responsible for **60% of the uses** in 2017.

Member state	Uses of animals	%
UK	2,574,875	24
Germany	2,068,813	19
France	1,914,174	18
Spain	802,976	7
Italy	580,060	5
Belgium	543,074	5
Netherlands	477,550	4
Sweden	324,771	3
Austria	264,071	2
Ireland	242,302	2
Czech Republic	241,712	2
Denmark	237,949	2
Poland	156,234	1
Hungary	140,763	1
Finland	102,575	1
Portugal	52,370	0

Member state	Uses of animals	%
Greece	46,730	0
Croatia	28,534	0
Luxembourg	25,841	0
Slovakia	15,603	0
Romania	14,642	0
Bulgaria	8,681	0
Latvia	5,289	0
Slovenia	5,142	0
Estonia	3,146	0
Lithuania	2,766	0
Cyprus	1,209	0
Malta	250	0



## Purpose of use of animals across the EU, 2017



- Basic research
- Translational/applied research
- Regulatory use
- Creation/maintenance of GA animals
- Routine production
- Other purposes

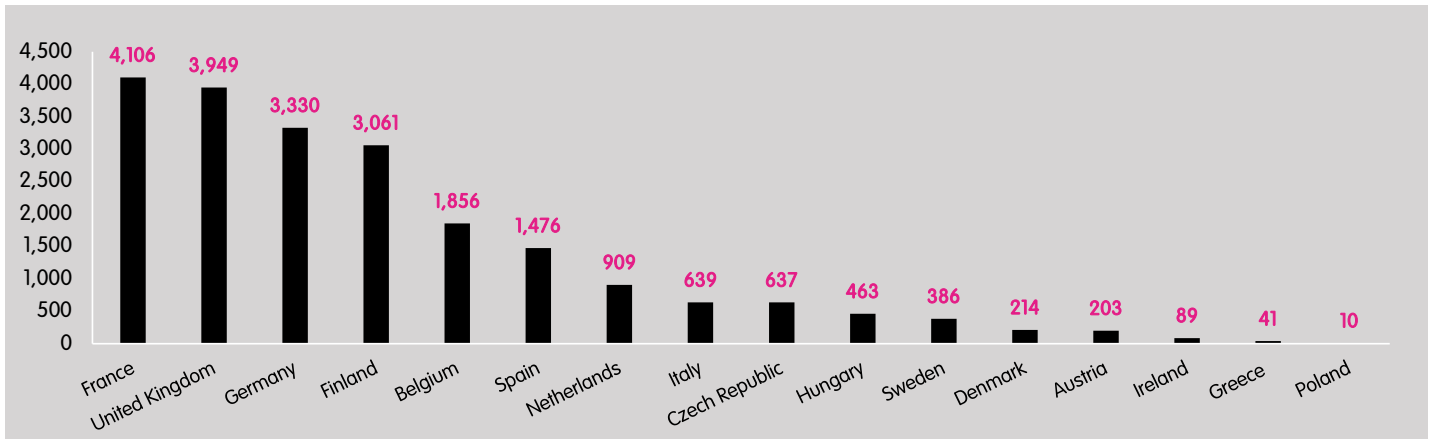




## Use of dogs for scientific purposes across the EU

There was a total of **21,369 uses of dogs** in 2017, across 16 member states.

In 2017, 50% of all uses of dogs were for regulatory testing, the majority of which were for human medicines (8,343 uses).



## Use of monkeys for scientific purposes across the EU

There was a total of **11,609 uses of monkeys** in 2017, across 11 member states.

In 2017, 65% of all uses of monkeys were for regulatory testing, all for human medicines (7,501).

